

Student's Name \_\_\_\_\_

Teacher's # \_\_\_\_\_ Branch \_\_\_\_\_

Score: \_\_\_\_\_ (Check one): *passed* \_\_\_\_\_ *needs more study* \_\_\_\_\_

Total Perfect Score = 90 Passing Score = 63 (70%) Convention Eligibility = 72 (80%)

Keyboard  
1

# CERTIFICATE OF MERIT




## Musical Knowledge Examination

Keyboard: Level 1

**2007 Edition**

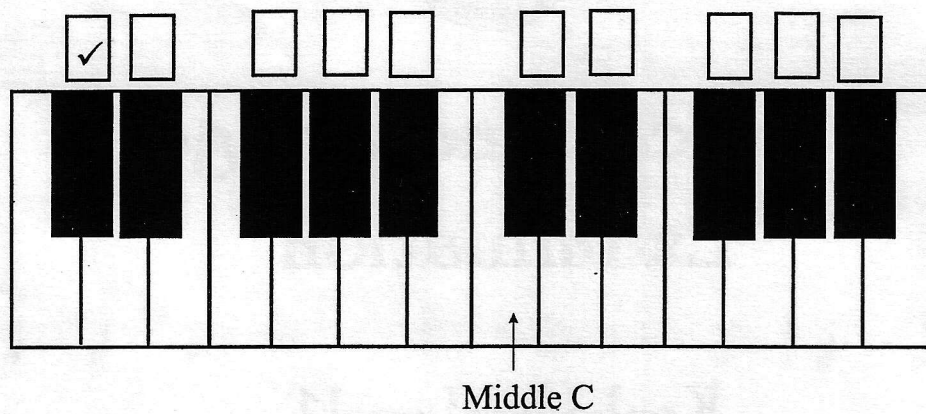

Ear Training – Set A

1. Write the letter name for each note. (9 points)




G  
(example)

2. Put a check in the box above the keyboard to show these notes. The first one is given. (3 points)



3. Name each interval: 2nd, 3rd, 4th, 5th, 6th, 7th, or 8th (octave). (7 points)



5th  
(example)



4. Name each five finger pattern. Tell if each is Major or minor. (10 points)




C Major  
(example)




\_\_\_\_\_



\_\_\_\_\_



\_\_\_\_\_




\_\_\_\_\_



\_\_\_\_\_

5. Name each triad. Tell if each is Major or minor. (10 points)



C Major  
(example)

\_\_\_\_\_

6. Name the Major key for each of these key signatures. (3 points)

G Major  
(example)

\_\_\_\_\_ Major

\_\_\_\_\_ Major

\_\_\_\_\_ Major

7. Add the correct sharps (#) or flats (b) to complete these Major scales. (3 points)

D Major Scale

G Major Scale

F Major Scale

8. Write Roman Numerals under the staff for these primary triads. Please put lines above and below the Roman Numerals (for example,  $\text{V}$ ). (3 points)

\_\_\_\_\_

9. Are the primary triads in question 8 Major or minor? Check the answer. (1 point)








\_\_\_\_\_ Major \_\_\_\_\_ minor



10. Add the three missing barlines to this rhythm. (3 points)

$\frac{3}{4}$  

11. Tell how many beats each of these notes or rests receives in 4/4 time. (7 points)


\_\_\_\_\_    
 \_\_\_\_\_    
 \_\_\_\_\_    
 \_\_\_\_\_   
 \_\_\_\_\_    
 \_\_\_\_\_    
 \_\_\_\_\_ 

12. Match each time signature with the correct rhythm. (3 points)

\_\_\_\_\_  $\frac{2}{4}$

a. 

\_\_\_\_\_  $\frac{4}{4}$

b. 


\_\_\_\_\_  $\frac{3}{4}$


c. 


13. Check the meaning for each term or symbol. (6 points)

a. *p*       soft  
               loud

b. *ff*       very soft  
               very loud

c.        gradually louder  
               gradually slower

d.        hold for full value, stressed  
               crisp or detached

e.        gradually softer  
               use damper pedal

f. *8va*       play one octave higher  
               repeat the music

14. What term describes this phrase? Check the answer. (1 point)



accent  
 repetition



Answer these questions about this music from *Suite* by Hassler. (14 points)

15. According to the key signature, what is the Major key?

C Major  
 F Major

16. How many beats are in each measure?

\_\_\_\_\_

17. Which type of note receives one beat? Check the answer.

18. What do these symbols mean? Check each answer.

*mf*  medium loud  
 soft

*mp*  medium soft  
 soft

*p*  loud  
 soft

gradually louder  
 gradually softer

*cresc.*  gradually louder  
 gradually softer

19. Check the name for each circled chord.

a.  a minor  
 d minor

b.  C Major  
 A Major

20. Name each boxed interval (2nd, 3rd, etc.).

1. \_\_\_\_\_ 2. \_\_\_\_\_ 3. \_\_\_\_\_

21. What does the symbol mean? Check the answer.

hold the last note longer  
 repeat the music

# EAR TRAINING EVALUATION

This is your Level 1 ear training evaluation. Listen to each question and its musical example. Circle your answer. Each example will be played two times. (7 points)

1. Major



minor



2. Legato touch

Staccato touch

3. Major



minor




4. Third



Seventh



5. A.



B.



6. A.



B.



7. Loud to soft

Soft to loud